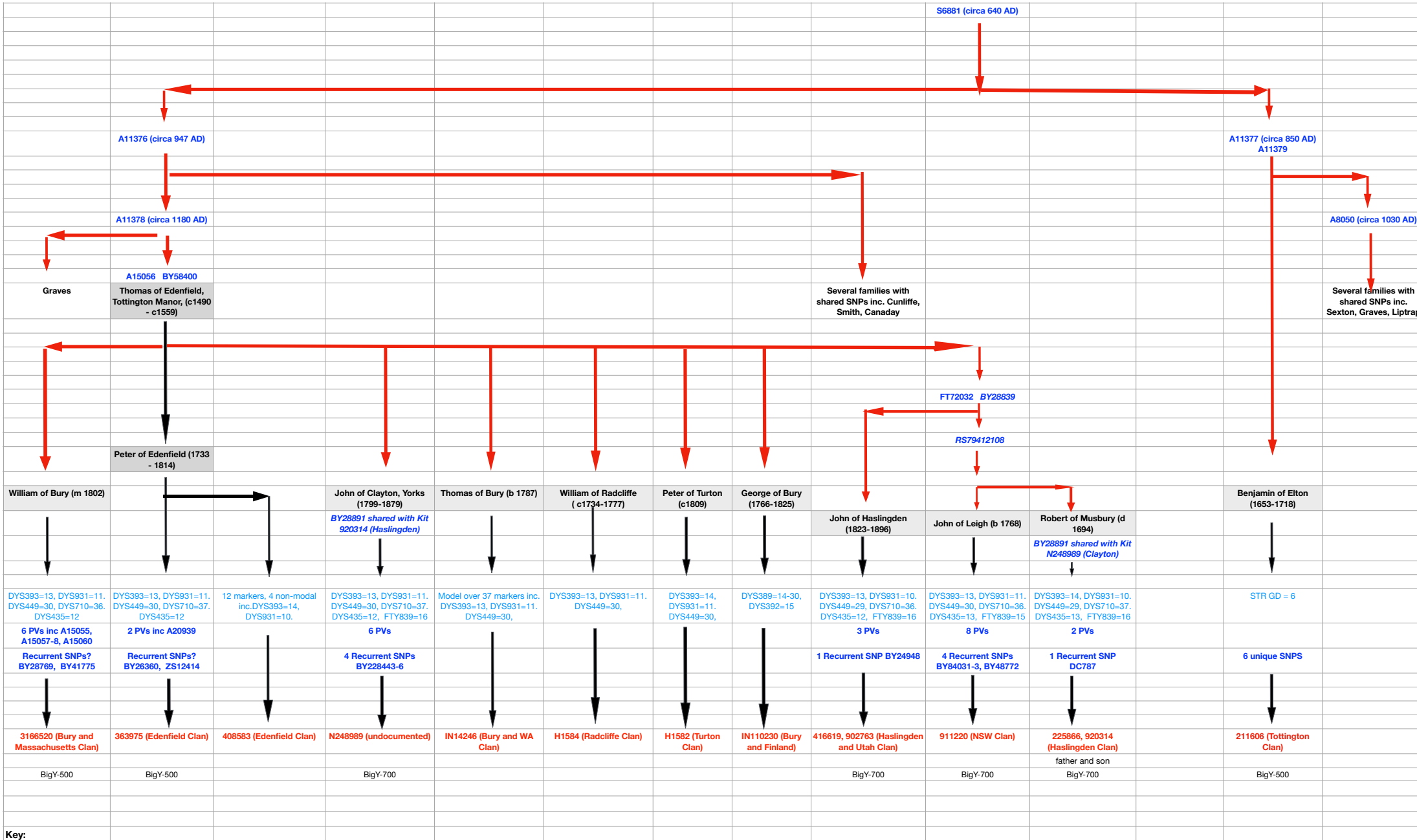




# Lancashire Group Haplotree

Table 1



# Lancashire Group Haplotree

	Documented genealogy																			
	Genetic link																			
<b>John</b>	Earliest known ancestor																			
<a href="#">DYS413a=22</a>	possibly useful STR result																			
<a href="#">S6881</a>	SNP																			
<a href="#">BY28839</a>	SNP not yet on Block Tree																			
<a href="#">PV</a>	Private variant																			
<a href="#">BY28891 shared by Kits 920314, N248989</a>	This inconsistent match might signify a higher level match not tested by other BigY kits																			
<b>Notes:</b>																				
1. Although Thomas of Edenfield is estimated to be born circa 1490, it is known there were Warburtons renting land in Tottington Manor in 1442.																				
2. The closely related clans in the structure are assumed to be branches of the Edenfield clan because it has the deepest history.																				
3. The positioning of the four clans not yet SNP tested , and the 2 clans with BigY-500 results might be clarified by testing individual SNPs. identified by the BigY-700 tests.																				
4. The 2 Haslingden results were on father and son, but nevertheless had a GD of 1 over 37 markers. The difference is at DYS576 which seems volatile across the group.																				
5. The STR results are volatile in general. The six noted on the chart are those where there is a split in the group, but excluding DYS576, DYS570 and CDY.																				